






Restaurant and Bar Guide

Outdoor Eating Areas During COVID-19

Greenwood Village Community Development: (303) 486-5783 | comdev@greenwoodvillage.com

Outdoor Eating Areas are temporarily permitted on walkways and in parking lots to assist restaurants and bars with COVID-19 social distancing and occupancy requirements, subject to the following:

- Permits are required but the fees are waived.
- Control of the premises (e.g. physical barriers or signage) is required for consumption of alcoholic beverages in the outdoor eating area. A modification of premises application with the City Clerk is also required to expand onto a sidewalk or into a parking lot.
- For outdoor eating areas located on sidewalks adjacent to the building, ensure safe pedestrian access is provided between the eating area and parking lot wherever possible.(Figure 1)
- For outdoor eating areas extending into the parking area directly adjacent to the business, ensure adequate distance between the eating area and all auto drive aisles. (Figure 2)
- For outdoor eating areas extending into the parking area and drive aisles of the parking lot, ensure adequate safety for pedestrians and customers by providing a barrier separating the eating area from the parking lot and auto drive aisles. (Figure 3)
- Outdoor eating areas located in parking areas not adjacent to the business without proper barriers are not permitted. (Figure 4)
- Tents associated with the outdoor eating area are permitted, but must be shown on the site plan diagram for the permit.





OUTDOOR EATING AREA PERMIT APPLICATION

City of Greenwood Village
Community Development Department
6060 S. Quebec Street
Greenwood Village, CO 80111
(303) 486-5783
comdev@greenwoodvillage.com

APPLICANT NAME _____ DATE _____

BUSINESS NAME _____ PHONE _____

BUSINESS ADDRESS _____ STATE _____ ZIP _____

EMAIL ADDRESS _____ ON-SITE PHONE _____

The following items are required to be attached to this application:

1. Site plan showing the outdoor dining area which must include:
 - a. Outdoor dining area dimensions
 - b. Egress exits for restaurants (Minimum of three feet of clear and unobstructed egress path must be maintained at all times);
 - c. Location and dimension of barriers or other controls which meet requirements of State liquor standards, per the approval of the City Clerk's office (*if necessary*)
 - d. Locations and dimensions of any proposed tents to be used in conjunction with the outdoor eating area. *Note: South Metro Fire approval may be required for tents, depending on the size.*

2. Written permission from the property owner (if different from applicant) for the proposed outdoor eating area . Emailed permission is acceptable.

The applicant understands and agrees to the following:
(Initial)

- _____ There is a minimum 6' 8" height clearance for outdoor dining areas, including umbrellas
- _____ Written permission from the property owner shall be obtained prior to operating the outdoor eating area.
- _____ Approval of this Outdoor Eating Permit does not constitute approval of a permanent eating area in this location unless otherwise noted and is subject to the expiration date listed below.

I _____, do hereby accept the terms and conditions stated above, and will abide by them for the term of this permit, subject to Greenwood Village regulations.

SIGNATURE _____ DATE _____

CITY USE ONLY	
Application Reviewed By:	Date:
Expiration Date: <i>September 8, 2020</i>	Fee: <i>No Fee During COVID-19 Response</i>

Permit Application and Report of Changes

Current License Number _____
All Answers Must Be Printed in Black Ink or Typewritten
Local License Fee \$ _____

1. Applicant is a <input type="checkbox"/> Corporation <input type="checkbox"/> Individual <input type="checkbox"/> Partnership..... <input type="checkbox"/> Limited Liability Company	Present License Number _____
---	---------------------------------

2. Name of Licensee	3. Trade Name
---------------------	---------------

4. Location Address

City	County	ZIP
------	--------	-----

SELECT THE APPROPRIATE SECTION BELOW AND PROCEED TO THE INSTRUCTIONS ON PAGE 2.

Section A – Manager reg/change	Section C
• License Account No. _____ <input type="checkbox"/> Manager's Registration (Hotel & Restr.).....\$75.00 <input type="checkbox"/> Manager's Registration (Tavern).....\$75.00 <input type="checkbox"/> Manager's Registration (Lodging & Entertainment).....\$75.00 <input type="checkbox"/> Change of Manager (Other Licenses pursuant to section 44-3-301(8), C.R.S.) NO FEE	<input type="checkbox"/> Retail Warehouse Storage Permit (ea).....\$100.00 <input type="checkbox"/> Wholesale Branch House Permit (ea) 100.00 <input type="checkbox"/> Change Corp. or Trade Name Permit (ea) 50.00 <input type="checkbox"/> Change Location Permit (ea)..... 150.00 <input type="checkbox"/> Change, Alter or Modify Premises \$150.00 x _____ Total Fee _____
Section B – Duplicate License	
• Liquor License No. _____ <input type="checkbox"/> Duplicate License \$50.00	<input type="checkbox"/> Addition of Optional Premises to Existing H/R \$100.00 x _____ Total Fee _____ <input type="checkbox"/> Addition of Related Facility to an Existing Resort or Campus Liquor Complex \$160.00 x _____ Total Fee _____ <input type="checkbox"/> Campus Liquor Complex Designation No Fee

Do Not Write in This Space – For Department of Revenue Use Only

Date License Issued	License Account Number	Period

The State may convert your check to a one time electronic banking transaction. Your bank account may be debited as early as the same day received by the State. If converted, your check will not be returned. If your check is rejected due to insufficient or uncollected funds, the Department of Revenue may collect the payment amount directly from your bank account electronically.	TOTAL AMOUNT DUE	\$.00
---	-----------------------------	----	-----

Instruction Sheet

For All Sections, Complete Questions 1-4 Located on Page 1

Section A

To Register or Change Managers, check the appropriate box in section A and complete question 8 on page 4. Proceed to the Oath of Applicant for signature. Submit to State Licensing Authority for approval.

Section B

For a Duplicate license, be sure to include the liquor license number in section B on page 1 and proceed to page 4 for Oath of Applicant signature.

Section C

Check the appropriate box in section C and proceed below.

- 1) **For a Retail Warehouse Storage Permit**, go to page 3 complete question 5 (be sure to check the appropriate box). Submit the necessary information and proceed to page 4 for Oath of Applicant signature. Submit to State Licensing Authority for approval.
- 2) **For a Wholesale Branch House Permit**, go to page 3 and complete question 5 (be sure to check the appropriate box). Submit the necessary information and proceed to page 4 for Oath of Applicant signature. Submit to State Licensing Authority for approval.
- 3) **To Change Trade Name or Corporation Name**, go to page 3 and complete question 6 (be sure to check the appropriate box). Submit the necessary information and proceed to page 4 for Oath of Applicant signature. Retail Liquor License submit to Local Liquor Licensing Authority (City or County). Manufacturer, Wholesaler and Importer's Liquor Licenses submit to State Liquor Licensing Authority.
- 4) **To modify Premise**, go to page 4 and complete question 9. Submit the necessary information and proceed to page 4 for Oath of Applicant signature. Retail Liquor License submit to Local Liquor Licensing Authority (City or County). Manufacturer, Wholesaler and Importer's Liquor Licenses submit to State Liquor Licensing Authority.
- 5) **For Optional Premises** go to page 4 and complete question 9. Submit the necessary information and proceed to page 4 for Oath of Applicant signature. Retail Liquor License submit to Local Liquor Licensing Authority (City or County).
- 6) **To Change Location**, go to page 3 and complete question 7. Submit the necessary information and proceed to page 4 for Oath of Applicant signature. Retail Liquor License submit to Local Liquor Licensing Authority (City or County). Manufacturer, Wholesaler and Importer's Liquor Licenses submit to State Liquor Licensing Authority.
- 7) **Campus Liquor Complex Designation**, go to page 4 and complete question 10. Submit the necessary information and proceed to page 4 for Oath of Applicant signature.
- 8) **To add another Related Facility** to an existing Resort or Campus Liquor Complex, go to page 4 and complete question 11.

Storage Permit	<p>5. Retail Warehouse Storage Permit or a Wholesalers Branch House Permit</p> <p><input type="checkbox"/> Retail Warehouse Permit for:</p> <p style="padding-left: 20px;"><input type="checkbox"/> On–Premises Licensee (Taverns, Restaurants etc.)</p> <p style="padding-left: 20px;"><input type="checkbox"/> Off–Premises Licensee (Liquor stores)</p> <p><input type="checkbox"/> Wholesalers Branch House Permit</p> <p>Address of storage premise: _____</p> <p>City _____, County _____, Zip _____</p> <p>Attach a deed/ lease or rental agreement for the storage premises. Attach a detailed diagram of the storage premises.</p>				
Change Trade Name or Corporate Name	<p>6. Change of Trade Name or Corporation Name</p> <p><input type="checkbox"/> Change of Trade name / DBA only</p> <p><input type="checkbox"/> Corporate Name Change (Attach the following supporting documents)</p> <p style="padding-left: 20px;">1. Certificate of Amendment filed with the Secretary of State, or</p> <p style="padding-left: 20px;">2. Statement of Change filed with the Secretary of State, <u>and</u></p> <p style="padding-left: 20px;">3. Minutes of Corporate meeting, Limited Liability Members meeting, Partnership agreement.</p> <table border="1" style="width:100%; border-collapse: collapse;"> <tr> <td style="width:50%;">Old Trade Name</td> <td style="width:50%;">New Trade Name</td> </tr> <tr> <td>Old Corporate Name</td> <td>New Corporate Name</td> </tr> </table>	Old Trade Name	New Trade Name	Old Corporate Name	New Corporate Name
Old Trade Name	New Trade Name				
Old Corporate Name	New Corporate Name				
Change of Location	<p>7. Change of Location</p> <p>NOTE TO RETAIL LICENSEES: An application to change location has a local application fee of \$750 payable to your local licensing authority. You may only change location within the same jurisdiction as the original license that was issued. Pursuant to 44-3-311(1) C.R.S. Your application must be on file with the local authority thirty (30) days before a public hearing can be held.</p> <p>Date filed with Local Authority _____ Date of Hearing _____</p> <p>(a) Address of current premises _____</p> <p style="padding-left: 20px;">City _____ County _____ Zip _____</p> <p>(b) Address of proposed New Premises (Attach copy of the deed or lease that establishes possession of the premises by the licensee)</p> <p style="padding-left: 20px;">Address _____</p> <p style="padding-left: 20px;">City _____ County _____ Zip _____</p> <p>(c) New mailing address if applicable.</p> <p style="padding-left: 20px;">Address _____</p> <p style="padding-left: 20px;">City _____ County _____ State _____ Zip _____</p> <p>(d) Attach detailed diagram of the premises showing where the alcohol beverages will be stored, served, possessed or consumed. Include kitchen area(s) for hotel and restaurants.</p>				

Change of Manager	<p>8. Change of Manager or to Register the Manager of a Tavern, Hotel and Restaurant, Lodging & Entertainment liquor license or licenses pursuant to section 44-3-301(8).</p> <p>(a) Change of Manager (attach Individual History DR 8404-I H/R, Tavern and Lodging & Entertainment only) Former manager's name _____ New manager's name _____</p> <p>(b) Date of Employment _____ Has manager ever managed a liquor licensed establishment? Yes <input type="checkbox"/> No <input type="checkbox"/> Does manager have a financial interest in any other liquor licensed establishment? Yes <input type="checkbox"/> No <input type="checkbox"/> If yes, give name and location of establishment _____ _____</p>
Modify Premises or Addition of Optional Premises or Related Facility	<p>9. Modification of Premises, Addition of an Optional Premises, or Addition of Related Facility NOTE: Licensees may not modify or add to their licensed premises until approved by state and local authorities.</p> <p>(a) Describe change proposed _____ _____ _____</p> <p>(b) If the modification is temporary, when will the proposed change: Start _____ (mo/day/year) End _____ (mo/day/year) NOTE: THE TOTAL STATE FEE FOR TEMPORARY MODIFICATION IS \$300.00</p> <p>(c) Will the proposed change result in the licensed premises now being located within 500 feet of any public or private school that meets compulsory education requirements of Colorado law, or the principal campus of any college, university or seminary? (If yes, explain in detail and describe any exemptions that apply) Yes <input type="checkbox"/> No <input type="checkbox"/></p> <p>(d) Is the proposed change in compliance with local building and zoning laws? Yes <input type="checkbox"/> No <input type="checkbox"/></p> <p>(e) If this modification is for an additional Hotel and Restaurant Optional Premises has the local authority authorized by resolution or ordinance the issuance of optional premises? Yes <input type="checkbox"/> No <input type="checkbox"/></p> <p>(f) Attach a diagram of the current licensed premises and a diagram of the proposed changes for the licensed premises.</p> <p>(g) Attach any existing lease that is revised due to the modification.</p>
Campus Liquor Complex Designation	<p>10. Campus Liquor Complex Designation An institution of higher education or a person who contracts with the institution to provide food services</p> <p>(a) I wish to designate my existing _____ Liquor License # _____ to a Campus Liquor Complex Yes <input type="checkbox"/> No <input type="checkbox"/></p>
Additional Related Facility	<p>11. Additional Related Facility To add a Related Facility to an existing Resort or Campus Liquor Complex, include the name of the Related Facility and include the address and an outlined drawing of the Related Facility Premises.</p> <p>(a) Address of Related Facility _____</p> <p>(b) Outlined diagram provided Yes <input type="checkbox"/> No <input type="checkbox"/></p>

Oath of Applicant		
I declare under penalty of perjury in the second degree that I have read the foregoing application and all attachments thereto, and that all information therein is true, correct, and complete to the best of my knowledge		
Signature	Title	Date
Report and Approval of LOCAL Licensing Authority (CITY / COUNTY)		
The foregoing application has been examined and the premises, business conducted and character of the applicant is satisfactory, and we do report that such permit, if granted, will comply with the applicable provisions of Title 44, Articles 4 and 3, C.R.S., as amended. Therefore, This Application is Approved.		
Local Licensing Authority (City or County)		Date filed with Local Authority
Signature	Title	Date
Report of STATE Licensing Authority		
The foregoing has been examined and complies with the filing requirements of Title 44, Article 3, C.R.S., as amended.		
Signature	Title	Date